

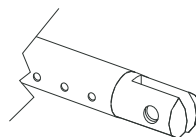
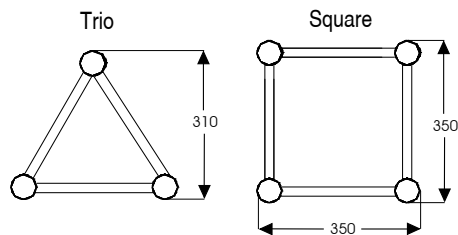

SUPERPROFESSIONAL HD 35

GENERAL FEATURES

Aluminium 6082-T6 alloy Truss, main tube \varnothing 50 x 4 mm, diagonal tube \varnothing 30 x 3 mm.

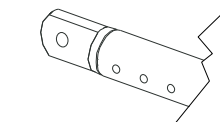
COUPLING SYSTEM

Male-Female coupling system and 6 mm \varnothing pin with "R" clip are the best solution for show business professionals and completely satisfy all the particular technical needs for high loading capacities which are merely linked to the entertainment market.



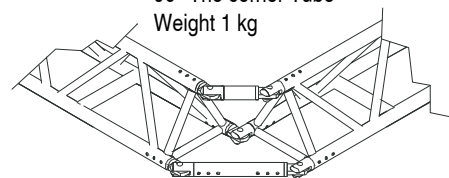
TB 1000
SuperProfessional
coupling Set

TA 4003
"R" clip 3mm

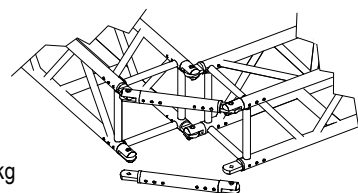


TA 1001
Quick pin for
SuperProfessional
spigot

TB 1360
90° Trio corner Tube
Weight 1 kg

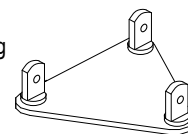


TB 1460
90° Square
corner Tube
Weight 1,95 kg

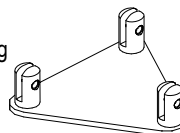


TRUSS LENGTH	TRIO CODE	TRIO WEIGHT	SQUARE CODE	SQUARE WEIGHT
1,0 m	TB 1310	13,00 kg	TB 1410	18,00 kg
1,5 m	TB 1315	16,00 kg	TB 1415	21,00 kg
2,0 m	TB 1320	19,00 kg	TB 1420	24,00 kg
2,5 m	TB 1325	24,00 kg	TB 1425	29,00 kg
3,0 m	TB 1330	29,00 kg	TB 1430	34,00 kg
3,5 m	TB 1335	34,00 kg	TB 1435	39,00 kg
4,0 m	TB 1340	39,00 kg	TB 1440	44,00 kg

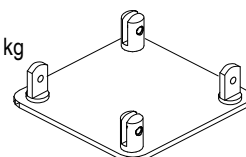
TB 1307
Trio male
Base-plate
Weight 2,90 kg



TB 1308
Trio female
Base-plate
Weight 3,05 kg



TB 1407
Square
Base-plate
Weight 4,20 kg



LOADING FIGURES

TRUSS LENGTH	TRIO		SQUARE	
	▲	▲▲▲▲	▲	▲▲▲▲
4 m	1100	600	1800	900
6 m	967	322	1484	495
8 m	490	123	1089	272
10 m	370	74	846	169
12 m	287	48	679	113
14 m	223	32	556	79
16 m	173	22	460	58
18 m	131	15	383	43
20 m	-	-	318	32
22 m	-	-	262	24